

TAG – Fire

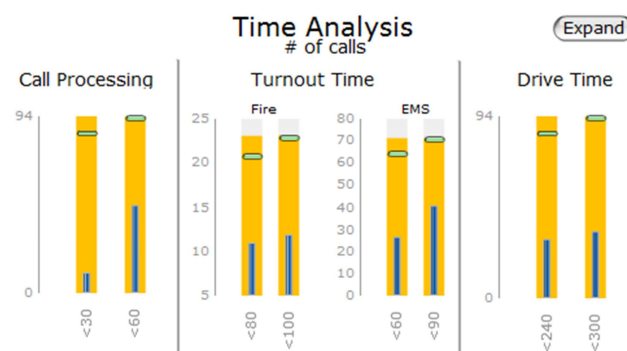
Executive Dashboards for Incident Management

SOLUTION VALUE

- Ability to Manage Incidents not just data
- Analytics to spot anomalies and improve performance
- 3 click drill down from strategic views down to incident/performance details
- Scalable Business Model

SOLUTION COVERAGE

- National Fire Incident Reporting System (NFIRS)
- Computer Aided Dispatch (CAD) systems
- GIS tools such as ESRI and several other geo-mapping Tools
- HR systems for staffing analysis.
- Fleet Management systems for availability, OEE and cost aspects.



The Advizor Group (TAG) has developed a flexible solution for Fire Departments and EMS for an on premise or a hosted performance dashboards and analytics for Fire & Safety Incident Performance and Management.

TAG – Fire provides Fire & EMS agency executives with crucial and time sensitive and strategic information for swift and accurate decision making.


Incident Performance Management Dashboards provide crucial information that encompasses

- Strategic and Operational analysis of information.
- Planning and decision support via rapid slicing and dicing of relevant information.
- View of information relevant to an individual's assigned role in the organization.
- Department performance against performance measures and benchmarks set by NFPA or other relevant agencies.
- Time based analysis of calls by the day, day of month and month of year. configurable to suit relevant metrics.
- Call Volume Analysis for any predefined time frame.
- Analysis by Priority and Type of incident.
- Equipment Performance to track usage.
- Integration with geospatial mapping tools that provide coordinate locations of incidents.
- Staffing Analysis to gauge actual and optimum number of staff present in a District, Battalion or relevant Department for daily analysis.

We have created TAG - Fire using feedback from various County & Local Department Leaders and Responders. Our main goal is to assist agencies manage incident performance by providing analytical views and reports.

TAG – Fire offers unparalleled visualizations and tools to manage all incident performance aspects at a strategic level.

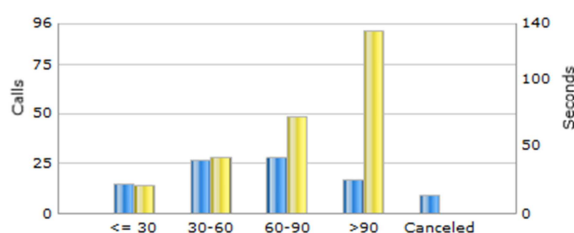
TAG – Fire will help manage information you need to provide vital services to the public in keeping with your agency's performance metrics.



Take the TAG Challenge

The Advizor Group (TAG) would like the opportunity to engage with you. We encourage you to share a data file of your Computer Aided Dispatch (CAD), incident management system (Intergraph, Tiburon, etc.), incident management systems (FirePro, FDM, etc.) or other relevant data you have in place. We will integrate these existing data systems into a prebuilt solution that combines this information into a single data source for analytics and visualization. Our goal is to create a single version of truth across your agency. We will provide decision makers the correct production, analytical and ad-hoc reports essential for daily operations.

Call Processing



Why TAG Fire?

- NFPA based out of box KPIs
- Accelerated Deployment
- Configurable KPI for your organization
- Based on world class SAP Business Objects architecture
- Intuitive to Use
- On premise or hosted options
- **Fixed price & time with quality deliverables**

SEE THE DIFFERENCE

The team of consultants and engineers we have built has worked through several successful enterprise deployments. They are adept and creative in their approach. You will see the difference in the TAG team.

SAP® Member
Extended Business Program

request@theadvizorgroup.com Phone 804.414.8664
11357 Nuckols Rd # 143, Glen Allen, VA 23059

TheAdviZorGroup